

ColorCHOICE™

LED PORTABLE SPA LIGHTING SYSTEM

Easy Customization. Full Expandability. Ultimate Spa Illumination.

THE ALL NEW ColorCHOICE XT-2 by J&J Electronics®.

ColorCHOICE XT-2 lighting systems integrate into portable spas*, fountains, waterfalls and water features to provide spectacular water color saturation with multiple lighting modes. This fully customizable, multi-color LED lighting system offers one light show and six solid colors. ColorCHOICE XT-2 features the brightest, high powered, wide angle LEDs on the market, a new external 32 bit microprocessor for smoother color transitions and greater light uniformity, analog voltage distribution to minimize power loss, and a thermal overload protection system to assure dependability.

EXPERIENCE FREEDOM OF CHOICE.

ColorCHOICE XT-2 is pre-programmed with one slow fade color show which includes color lock capability on six solid colors. Plus, custom programming is available to create light shows and solid colors suitable for any application. Color selection works using existing lighting controls for simple system integration during manufacturing and easy end user control. All lights in a system automatically synchronize to produce a highly personalized lighting experience.

FEATURES & BENEFITS:

- New light heads with brighter, wide angle LEDs provide maximum illumination
- Completely over molded components protect against water penetration
- Modular components offer limitless system configurations
- Thermal overload protection insures reliable performance
- Each controller supports up to 50 points of light
- New external 32 bit microprocessor improves color transitions and light uniformity
- Works with existing power supplies and lighting controls*
- Low voltage 12VAC system
- Custom light show programming available**

* ColorCHOICE XT-2 is not designed to operate in spas equipped with dimming systems.

** Restrictions and qualifications may apply. Contact your J&J Sales Representative for service details and pricing

6 Brilliant Colors and 1 Slow Fade Color Transition Program



Red



Green



Blue



White

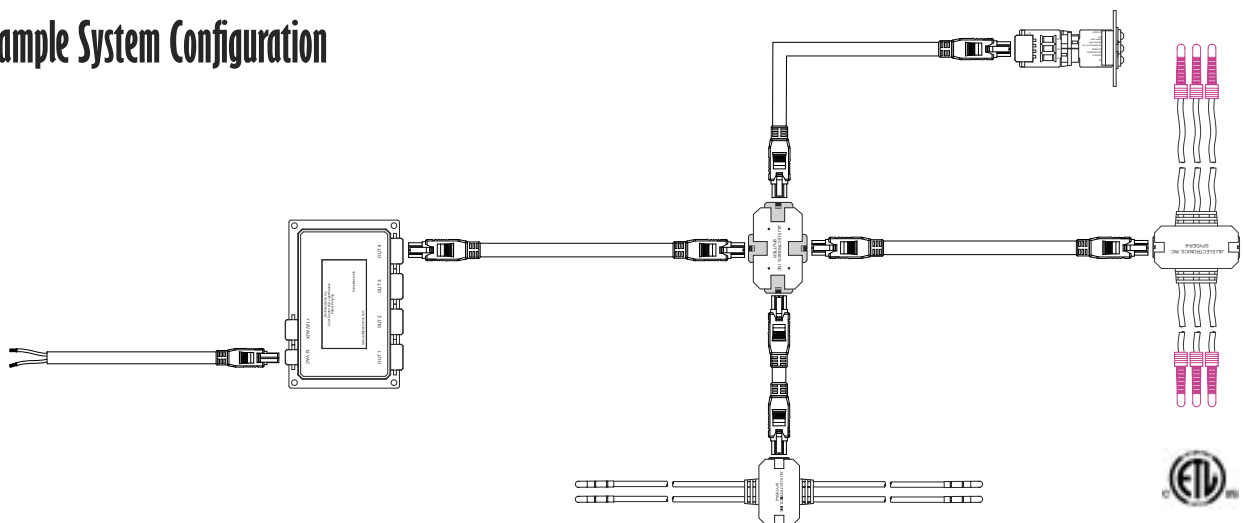


Magenta



Orange

Sample System Configuration

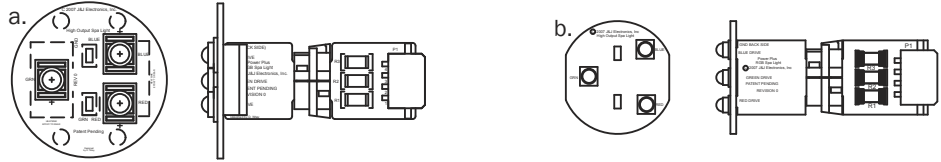


ColorCHOICE™ LED PORTABLE SPA LIGHTING SYSTEM

Easy Customization. Full Expandability. Ultimate Spa Illumination.

Light Heads

- a. Light head – large
 Size: LSL-LH-LG
 dia. 1.7”
 length 2.40”
 Amp Draw: 0.46 amps
- b. Light head – small
 Size: LSL-LH-SM
 dia. 1.2”
 length 2.4”
 Amp Draw: 0.20 amps



Spyders

Dimensions:

Connection Junction
 length 1.9” (including connector tabs)
 length 1.8” (excluding connector tabs)
 width 1.1”
 height 0.5”

Molded LED assembly
 length 1.4”

Booted LED assembly
 length 1.2”

Amp Draw:

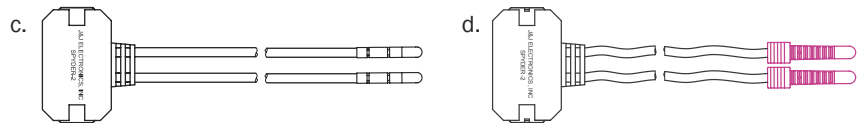
Spyder 2 (molded and booted versions)
 0.432 amps

Spyder 4
 0.864 amps

Spyder 6
 1.296 amps

Parts:

		With Boot (c.)	Molded LED Assembly (d.)
Spyder 2	6”	LSL-SPR-2-6	LSL-SPR-2-1-6
	12”	LSL-SPR-2-12	LSL-SPR-2-1-12
	24”	LSL-SPR-2-24	LSL-SPR-2-1-24
	36”	LSL-SPR-2-36	LSL-SPR-2-1-36
Spyder 4	6”	LSL-SPR-4-6	LSL-SPR-4-1-6
	12”	LSL-SPR-4-12	LSL-SPR-4-1-12
	24”	LSL-SPR-4-24	LSL-SPR-4-1-24
	36”	LSL-SPR-4-36	LSL-SPR-4-1-36
Spyder 6	6”	LSL-SPR-6-6	LSL-SPR-6-1-6
	12”	LSL-SPR-6-12	LSL-SPR-6-1-12
	24”	LSL-SPR-6-24	LSL-SPR-6-1-24
	36”	LSL-SPR-6-36	LSL-SPR-6-1-36



Controller, Splitter, Cables & Accessories

e. Splitter LSL-SPL
 length 1.9” (including connector tabs)
 length 1.8” (excluding connector tabs)
 width 1.2” (including connector tabs)
 width 1.1” (excluding connector tabs)
 height 0.5”

f. Controller LSL-CTRL-1
 length 3.8”, width 2.5”, height 0.6”

g. Cable (power to controller)
 LSL-PC-5

h. Cable (spyder to spyder)
 6” - LSL-SC-6
 48” - LSL-SC-48
 72” - LSL-SC-72
 96” - LSL-SC-96

i. Point of Light Lens Nut 3/1 LENS NUT
 outer dia. - 0.6”
 height - 0.3”

j. Point of Light Lens 3/1 LENS
 (spyder with boot)
 lens dia. - 0.5”
 overall length - 1.2”
 lens tube outer dia. - 0.4”

k. Point of Light Lens Nut 3/1 LENS NUT-2
 outer dia. - 0.8”
 height - 0.9”

m. Point of Light Lens 3/1 LENS-2
 (spyder with molded LED assembly)
 lens dia. - 0.7”
 overall length - 1.7”
 lens tube outer dia. - 0.5”

